

# CEDA


Data for April and May 2017.

*Published June 2017.*


Central Economic Development Agency (CEDA) drives and facilitates the creation and growth of economic wealth in Palmerston North and Manawatu.

CEDA publishes these figures for a pulse of the local business community, alongside engagement with various parts of the community to better understand the strengths we can build on, the weaknesses we can improve and barriers we can bring down.

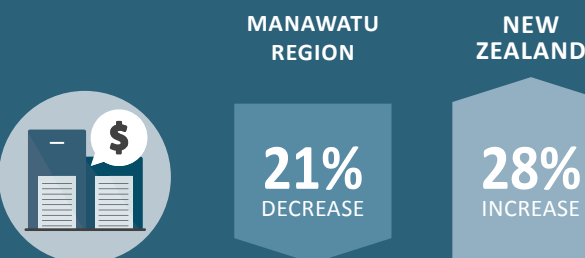
## AVERAGE HOUSE VALUES (THREE MONTHS ENDED MAY 2017)\*



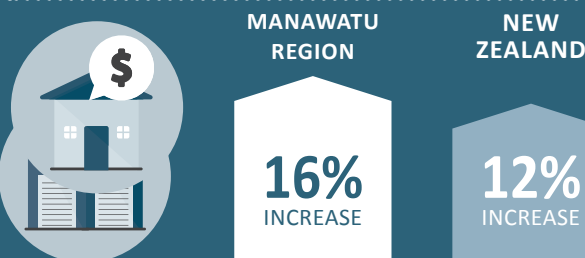
## BUILDING CONSENTS (THREE MONTHS ENDED APRIL 2017)\*



### RESIDENTIAL VALUE

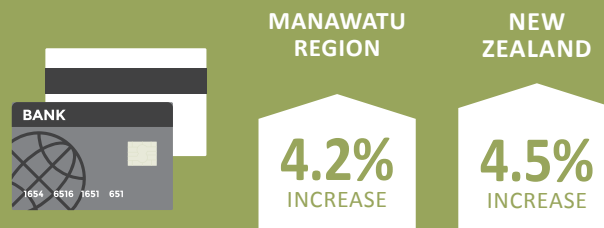


### NON RESIDENTIAL VALUE

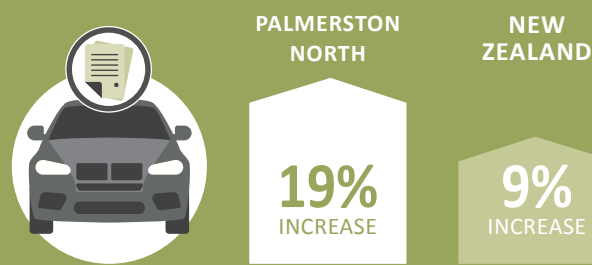


### TOTAL VALUE


## ELECTRONIC CARD RETAIL SPENDING (THREE MONTHS ENDED MAY 2017)\*



## CAR REGISTRATIONS (THREE MONTHS ENDED MAY 2017)\*



## TOURISM SPENDING (THREE MONTHS ENDED APRIL 2017)\*



### TOTAL TOURISM SPENDING



### DOMESTIC SPENDING



### INTERNATIONAL SPENDING

\*SOURCE: QV, STATISTICS NZ, PNCC AND MBIE)

PALMERSTON NORTH CITY  
& Manawatu

**CEDA**