

CEDA

DATA FOR SEPTEMBER AND OCTOBER 2017.

Published in October 2017.

Central Economic Development Agency (CEDA) drives and facilitates the creation and growth of economic wealth in Palmerston North and Manawatu.

CEDA publishes these figures for a pulse of the local business community, alongside engagement with various parts of the community to better understand the strengths we can build on, the weaknesses we can improve and barriers we can bring down.

HOUSING

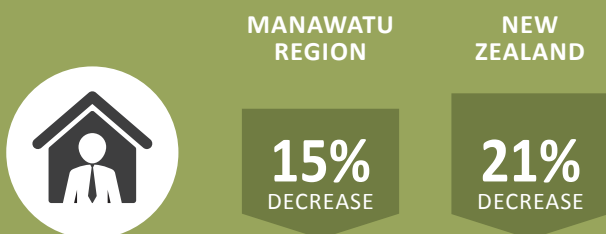
AVERAGE HOUSE VALUES

(% THREE MONTHS ENDED OCTOBER 2017, \$ VALUES ARE YEAR ENDED OCTOBER 2017*)



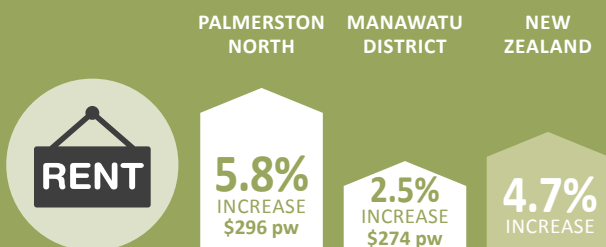
HOUSE SALE BY AGENT

(% THREE MONTHS ENDED OCTOBER 2017)



AVERAGE RENTS

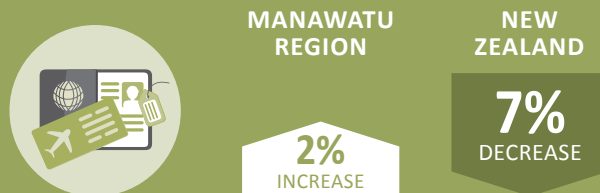
(% AND \$ VALUES YEAR ENDING OCTOBER 2017)



MANAWATU REGION GROWTH INDICATORS

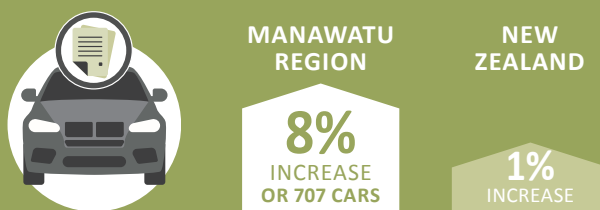
OVERSEAS NET MIGRATION

(THREE MONTHS ENDED SEPTEMBER 2017)



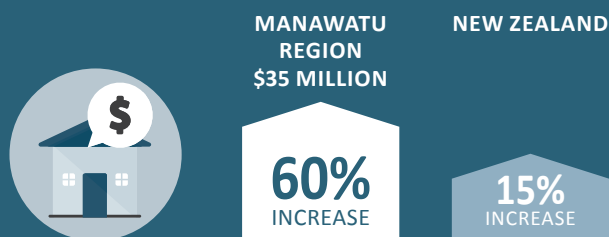
NEW CAR REGISTRATIONS

(THREE MONTHS ENDED OCTOBER 2017)

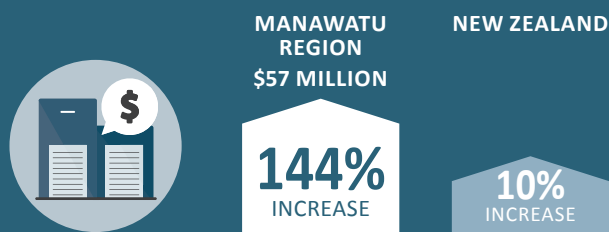


BUILDING CONSENTS

(% AND \$ VALUES THREE MONTHS ENDED SEPTEMBER 2017)

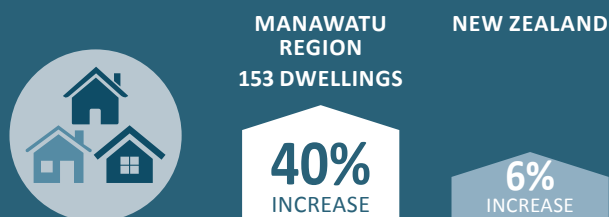


RESIDENTIAL VALUE



NON RESIDENTIAL VALUE

NEW DWELLINGS



*SOURCE: REINZ, STATISTICS NEW ZEALAND & NZTA.